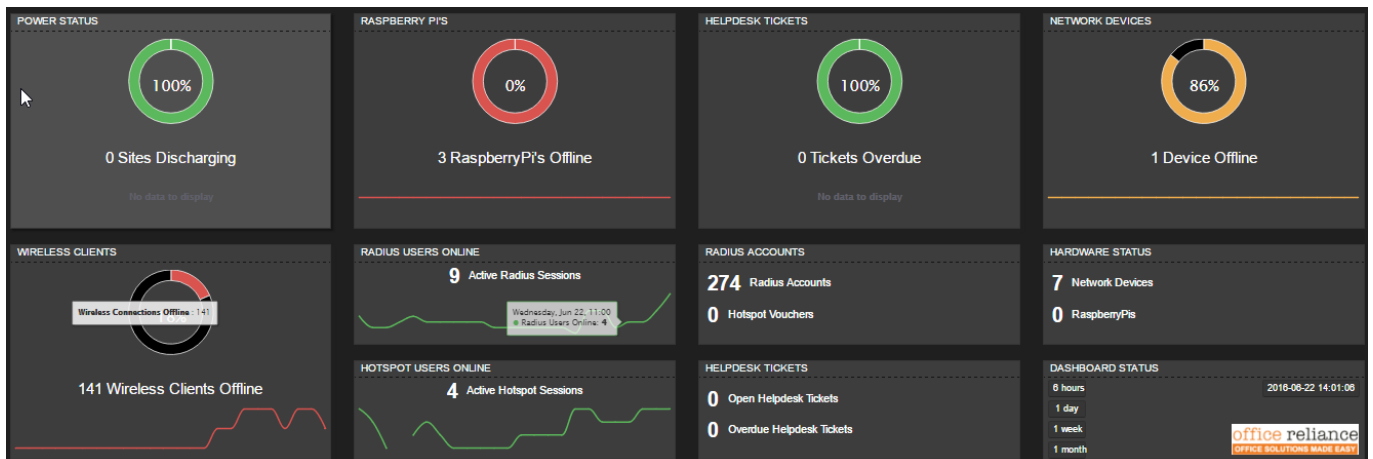
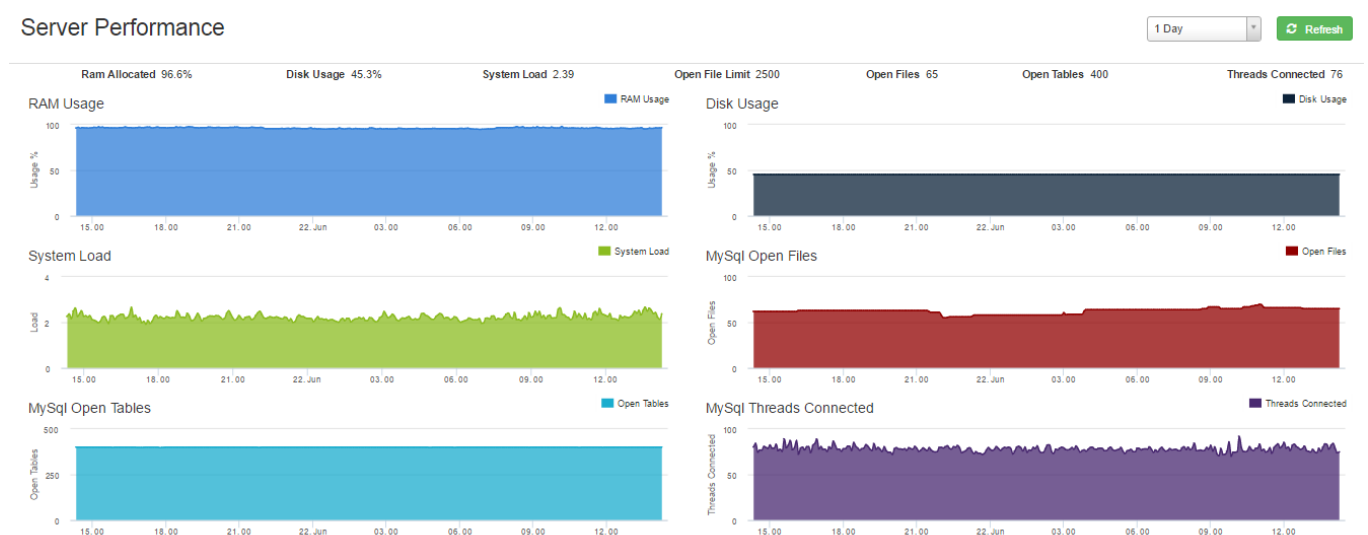


Dashboard



Server Performance



If you are concerned about your RAM Usage please see this link
<http://www.linuxatemyram.com/>
















SNMP Interface Utilization

This can be used to show the utilization of a link.

SNMP Interface Utilisation

Normal + Add SNMP Interface Refresh

Show 10 Rows Search:

Description	Router IP	SNMP Interface	Total Today	Total MTD	
Proxy Traffic	10.10.10.1	ether3-Proxy Server	811.5 GB	28.8 TB	  
Proxy Bypass	10.10.10.2	ether5-Post Proxy	162.8 GB	5.6 TB	  
BMV EOIP Tunnel	10.10.10.3	EOIP BMV Tunnel For Server	753.1 MB	21.7 GB	  
Baharini Uplink	10.10.10.4	ether1_gateway	5.8 GB	305.1 GB	  
TCS Queue	10.10.10.5	100MB - TCS	194.3 GB	8.2 TB	  

Copy Columns Clipboard Export Columns CSV Export Columns Excel Show / Hide Columns

Update HeroTill

Only update your system if you know what you are doing and know the **risks** involved.