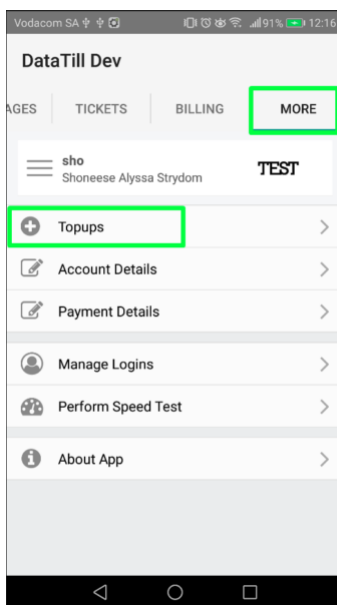


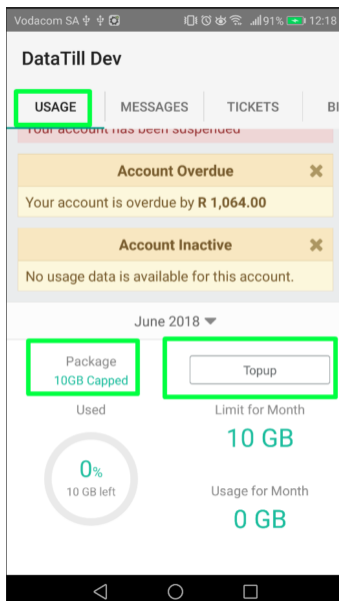


The IOS and Android version 1.1.1 update is available on the **Apple App Store** and **Google Play Store** respectively.

The Settings tab has now been renamed to “More”. It is the last tab on the menu list at the top. The Top Up section has now been moved to the “More” tab.



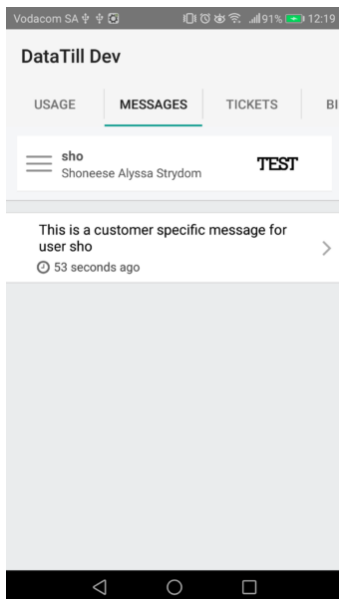
Under the Usage Tab users can now see Package details and a Top Up shortcut button has also been added here.




The previous Top Up tab has now been changed to “Messages”. This tab will display all push notifications received. These push notifications are context aware meaning that when the user clicks on the message, the user will be redirected to the relevant feature in the app.

For example a push notification is received regarding an update on a helpdesk ticket > user clicks on the message and is redirected to the relevant helpdesk ticket to see the update.

Usage notifications, top up notifications and general notifications will appear under this “Messages” tab. Over time these messages will be removed /disappear from the list. The user cannot manually delete them.



The About App section under the “More” tab now contains the User Guide, HeroTill Website shortcut and the Privacy Policy.



Users can now enable Two Factor Authentication. In order to enable this functionality the user needs access to the Setup > Admin Users menu. Once the user has navigated to this menu they can then select to edit the relative user > navigate to the 2FA tab > Enable the Two Factor Authentication > Select a notification type from the dropdown list and save changes.

It is important to note that the Push Notification option is another new feature. Users with this option selected will receive their OTP via a Push Notification.

Edit User #67

Account Details

Permissions

Notifications

AP

2FA

Audit Trail

Two Factor Authentication Enabled

Yes

Authentication Type

Push Notification

SMS

Email

Push Notification

Authenticator App

Close

Delete

Save changes