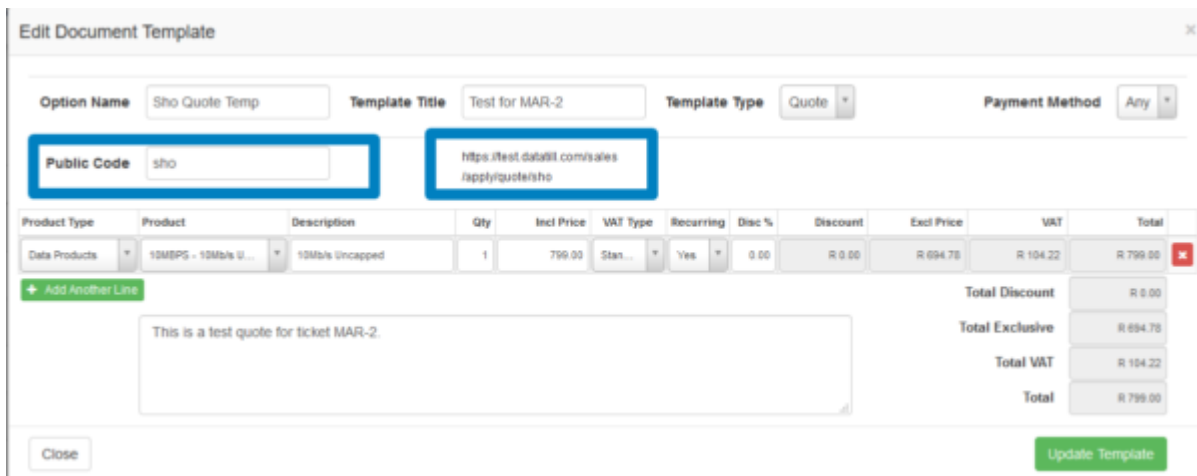


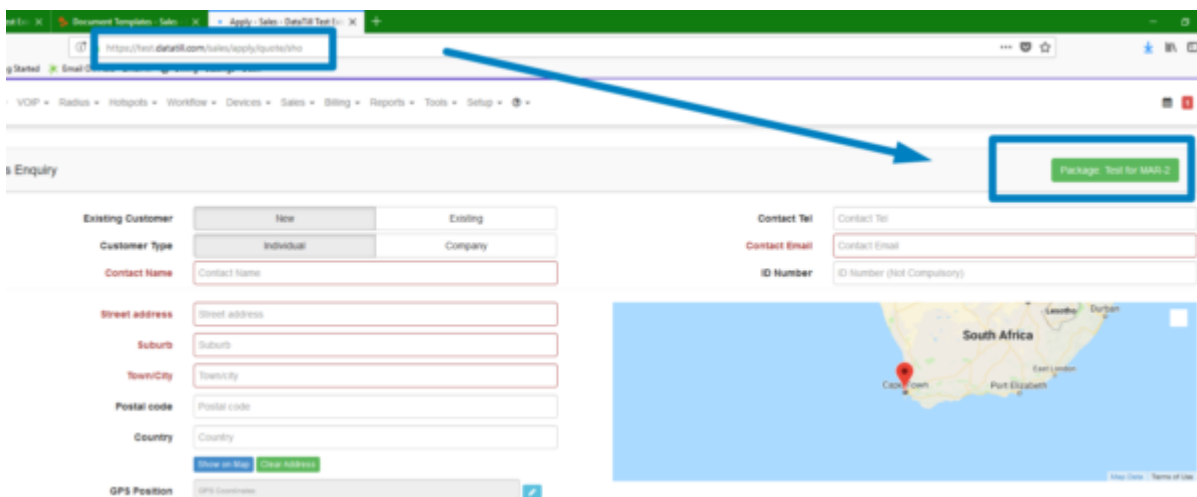
HeroTill has made some improvements to the Public Links for Quote Templates.

The Public Links can now be located by navigating to Sales > Sales Settings > Document Templates > Select to edit a Quote Template.

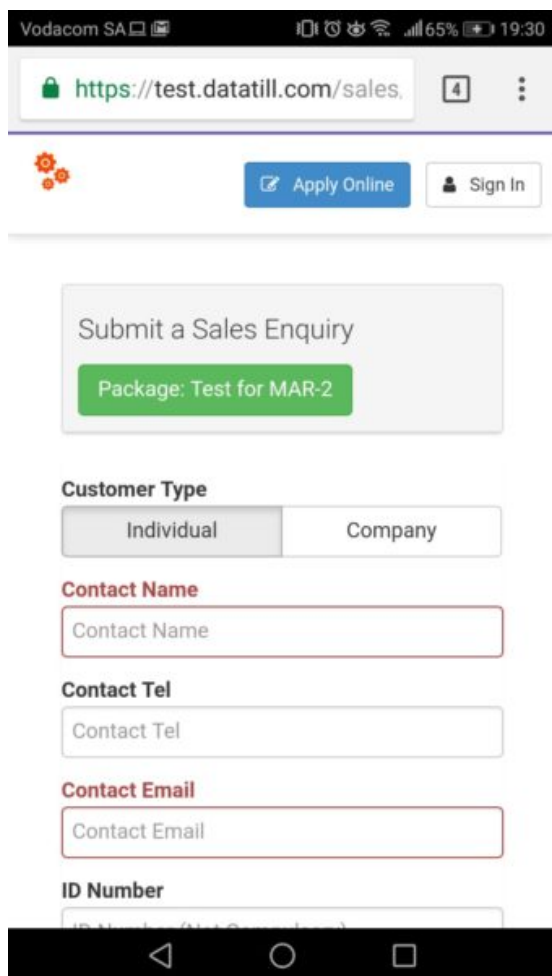
On the popup that appears of the Quote Template, the user can now add a Public Code specific to the Public Link. To the right of that field, the actual Public Link is displayed.



When a customer or potential customer navigates to the Public Link for the Quote, they will now see a label indicating the Package for the Quote.



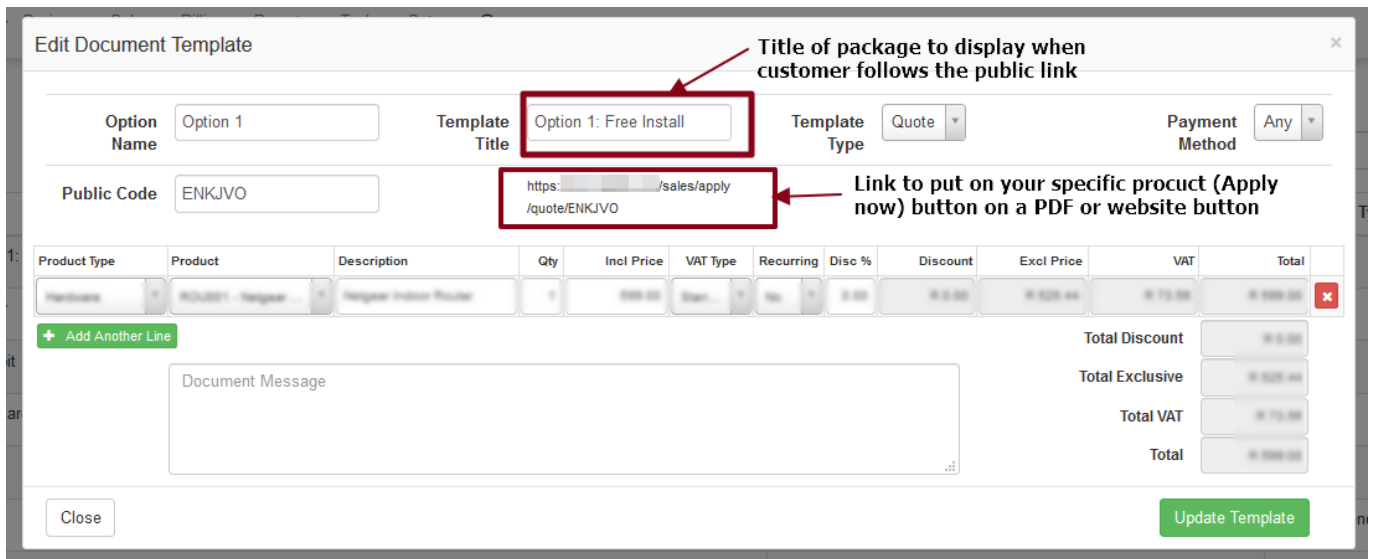
This link can also be shared and viewed on Mobile Devices.



The screenshot shows a mobile browser interface. At the top, the status bar displays 'Vodacom SA', signal strength, Wi-Fi, battery at 65%, and time 19:30. The address bar shows the URL 'https://test.datatill.com/sales'. Below the address bar, there are two buttons: 'Apply Online' (blue) and 'Sign In' (white). The main content area features a 'Submit a Sales Enquiry' section with a green button labeled 'Package: Test for MAR-2'. Below this is a 'Customer Type' section with two tabs: 'Individual' (selected) and 'Company'. Further down are input fields for 'Contact Name', 'Contact Tel', 'Contact Email', and 'ID Number'. The bottom of the screen shows the Android navigation bar.

How to use public quote template links on your website or PDF “Apply Now” buttons :

Navigate to Sales > Sales Settings > Document Templates > Select to edit a Quote Template.



The screenshot shows the 'Edit Document Template' interface. Two red boxes with arrows highlight key fields:

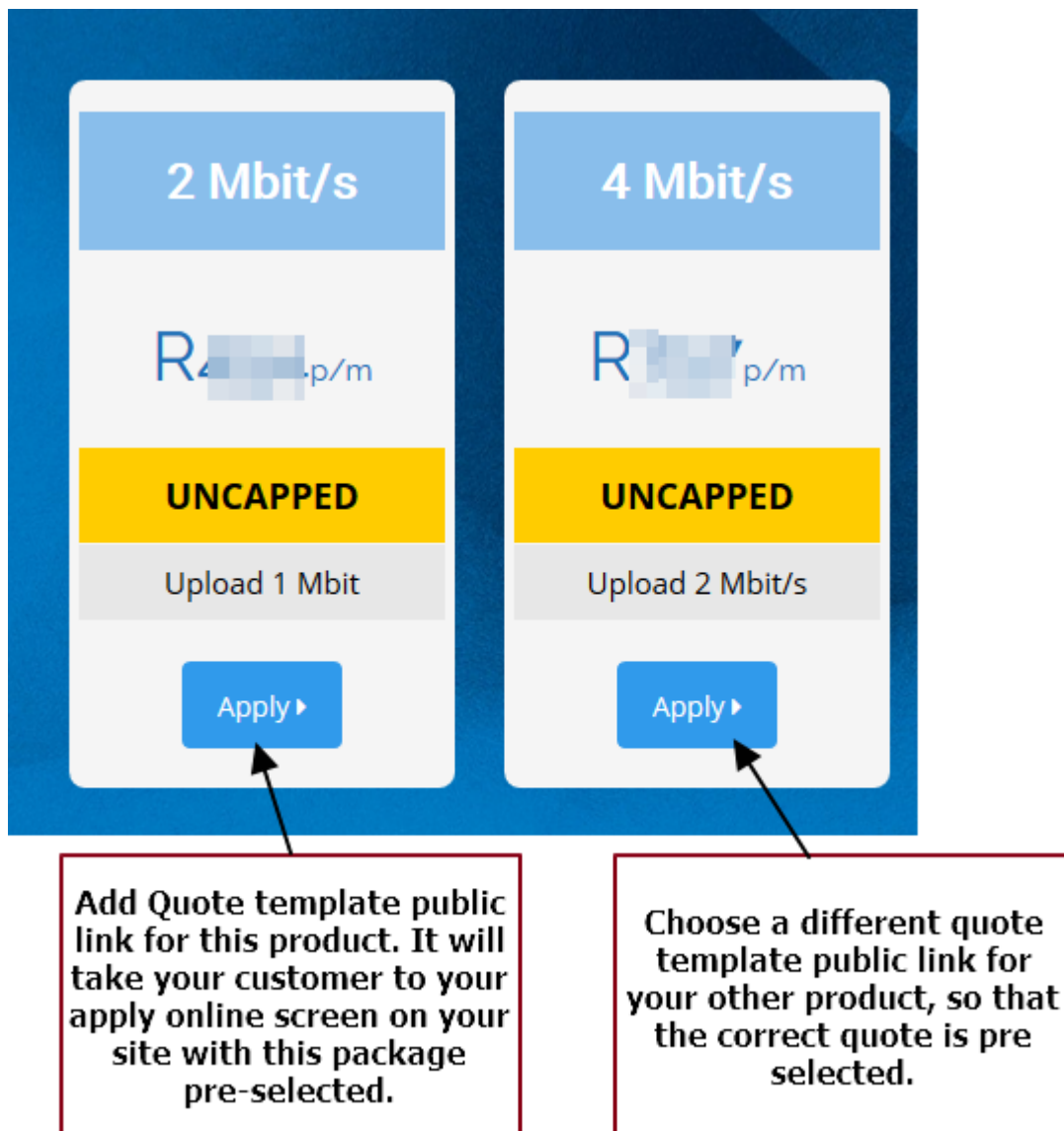
- Template Title:** A red box around the 'Option 1: Free Install' field, with an arrow pointing to it from the text: "Title of package to display when customer follows the public link".
- Public Link:** A red box around the URL 'https://[redacted]/sales/apply/quote/ENKJVO' in the 'Public Code' field, with an arrow pointing to it from the text: "Link to put on your specific product (Apply now) button on a PDF or website button".

The form includes the following sections:

- Option Name:** Option 1
- Template Title:** Option 1: Free Install
- Template Type:** Quote
- Payment Method:** Any
- Public Code:** ENKJVO
- Product Table:** A table with columns: Product Type, Product, Description, Qty, Incl Price, VAT Type, Recurring, Disc %, Discount, Excl Price, VAT, Total. It contains one row for 'Hardware' with a 'Hangover Inductor Router'.
- Document Message:** A text area for adding a message.
- Totals:** A summary section on the right showing Total Discount, Total Exclusive, Total VAT, and Total.
- Buttons:** 'Close' and 'Update Template'.

Use the quote public link for your “Apply” buttons on your website or PDF.

Various quote template links can be used on various packages so that the correct quote gets prefilled when the customer applies online:



The diagram illustrates two product packages side-by-side. Each package has a blue header with its speed (2 Mbit/s and 4 Mbit/s), a grey section with a rate (R4...p/m), a yellow 'UNCAPPED' section, and a grey 'Upload' section (1 Mbit and 2 Mbit/s). Below each is a blue 'Apply' button with a right arrow. Arrows point from these buttons to two text boxes below. The left box explains adding a quote template public link for the product. The right box explains choosing a different quote template public link for another product.

2 Mbit/s	4 Mbit/s
R4...p/m	R4...p/m
UNCAPPED	UNCAPPED
Upload 1 Mbit	Upload 2 Mbit/s
Apply ▶	Apply ▶

Add Quote template public link for this product. It will take your customer to your apply online screen on your site with this package pre-selected.

Choose a different quote template public link for your other product, so that the correct quote is pre selected.

After a customer clicked on one of your packages on website or PDF:

Example of public quote link to preselect a quote for a new sale

Submit a Sales Enquiry

Existing Customer: ☐ New ☐ Existing

Customer Type: ☐ Individual ☐ Company

Contact Name:

Contact Tel:

Contact Email:

ID Number:

Address Search:

Street address:

Suburb:

Town/City:

Postal code:

Country:

GPS Position:

Reseller Code:

Lead Source:

Comments:

Package: Option 1: Free Install

no | agree to the terms & conditions

Back Submit